

# EPX 82

EPX 82 combines functional toughness, stiffness, and temperature resistance making it useful in a variety of automotive, industrial, and consumer applications.



[www.qd-p.com](http://www.qd-p.com)

**Carbon**<sup>®</sup>

**QDP**  
Geograaf 22  
6921 EW Duiven  
The Netherlands

+31 (0) 85 047 6600  
[info@qd-p.com](mailto:info@qd-p.com)  
[www.qd-p.com](http://www.qd-p.com)

Tensile Properties ISO 527-2, 1A, 5mm/min	DRY		CONDITIONED	
	Metric	U.S.	Metric	U.S.
Tensile Modulus	2800 MPa	410 ksi	2800 MPa	410 ksi
Yielding Strength / Ultimate Tensile Strength	82 MPa	12 ksi	72 MPa	10 ksi
Strain at Yielding	5.5 %		5.6 %	
Strength at Break	78 MPa	11 ksi	67 MPa	9.7 ksi
Elongation at Break	5.9 %		11 %	

Flexural Properties ASTM D790-B	DRY		CONDITIONED	
	Metric	U.S.	Metric	U.S.
Flexural Stress at 5 % strain	130 MPa	19 ksi	110 MPa	16 ksi
Flexural Modulus	3000 MPa	440 ksi	2900 MPa	420 ksi

Impact Properties	DRY		CONDITIONED	
	Metric	U.S.	Metric	U.S.
Notched Izod (Machined), 23 °C, ASTM D256	44 J/m	0.82 ft-lb/in	42 J/m	0.79 ft-lb/in
Unnotched Izod, ASTM D4812	370 J/m	6.9 ft-lb/in	350 J/m	6.6 ft-lb/in
Notched Charpy (Machined), ISO 179-1/1eA	4.4 kJ/m <sup>2</sup>	2.1 ft-lb/in <sup>2</sup>	4.2 kJ/m <sup>2</sup>	2.0 ft-lb/in <sup>2</sup>
Unnotched Charpy, ISO 179-1/1eU	26 kJ/m <sup>2</sup>	12 ft-lb/in <sup>2</sup>	26 kJ/m <sup>2</sup>	12 ft-lb/in <sup>2</sup>
Gardner, ASTM D5420 GC, 3.2mm	0.55 J	0.41 ft-lb	0.56 J	0.41 ft-lb

Thermal Properties	Metric	U.S.
Heat Deflection Temperature @ 0.455 MPa/66 psi, ASTM D648	130 °C (dry), 104 °C (equilibrated)	266 °F (dry), 219 °F (equilibrated)
Heat Deflection Temperature @ 1.82 MPa/264 psi, ASTM D648	120 °C (dry), 91 °C (equilibrated)	248 °F (dry), 196 °F (equilibrated)
Coefficient of Thermal Expansion (-60, 100 °C), ASTM E831	88 ppm/°C	49 ppm/°F
Heat Capacity, 23 °C, ASTM E1269	1.33 J/g-°C	0.318 BTU/lb-°F
Thermal Conductivity, ASTM C518	0.194 W/m-k	1.35 BTU/hr-ft-°F
Flammability, UL 94 (1.5 mm, 3.0mm)	HB	

**NOTES**—Results in this data sheet represent typical values from specific sample generation and testing processes and may vary if the established protocols are not followed. Dry values were measured within 6 hours of completion of thermal cure. Conditioned values were measured after 1 week at 23°C and 50% RH unless stated otherwise. Contact Carbon for the specific process used to generate the test samples to determine each of these values. The U.S. values are converted from Metric measurements and are for reference only.

Electrical Properties	Metric
Dielectric Strength, ASTM D149	18.0 kV/mm
Dielectric Constant, 1 kHz, ASTM D150	3.41
Dissipation Factor, 1 kHz, ASTM D150	0.00714
Volume Resistivity, ASTM D257	4.99E+15 ohm-cm
Comparative Tracking Index, ASTM D3638	600 V

General Properties	Metric
Hardness, Shore D, ASTM D2240	89 (instant), 88 (5 sec)
Density, ASTM D792	1.155 g/cm <sup>3</sup>
Density (liquid resin)	1.12 g/cm <sup>3</sup>
Taber Abrasion, ASTM D4060, CS-17, 1 kg, 100 % vacuum	42 mg / 1000 cycles

The information in this document includes typical values from printing various parts and is intended for reference and comparison purposes only. This information should not be used for testing, design specification or quality control purposes. End-use material performance can be impacted by, but not limited to, design, processing, operating and end-use conditions, test conditions, color, etc. Actual values will vary with build conditions. In addition, product specifications are subject to change without notice.

This information and Carbon's technical advice are given to you in good faith but without warranty. The application, use and processing of these and other Carbon products by you are beyond Carbon's control and, therefore, entirely your own responsibility. Carbon products are only to be used by you subject to the terms of the written agreement by and between you and Carbon.

You are responsible for determining that the Carbon material is safe, lawful, and technically suitable for the intended application, as well as for identifying the proper disposal (or recycling) method consistent with applicable environmental laws and regulations. CARBON MAKES NO WARRANTIES OF ANY KIND, EXPRESS OR IMPLIED, INCLUDING, BUT NOT LIMITED TO, THE WARRANTIES OF MERCHANTABILITY, FITNESS FOR A PARTICULAR USE, OR NON-INFRINGEMENT. Further, it is expressly understood and agreed that you assume and hereby expressly release Carbon from all liability, in tort, contract or otherwise, incurred in connection with the use of Carbon products, technical assistance and information. Any statement or recommendation not contained herein is unauthorized and shall not bind Carbon. Nothing herein shall be construed as a recommendation to use any product in conflict with any claim of any patent relative to any material or its use. No license is implied or in fact granted under the claims of any patent.

# EPX 82 Expanded TDS

# EPX 82 Expanded TDS Table of Contents

- **Mechanical properties**

- Tensile/flexural

- **Thermal properties**

- DMA
- Creep

- **Material Endurance**

- Automotive
- Electrical connectors

- **Water Absorption**

- Water uptake
- Dry v. conditioned dogbones

- **Chemical Resistance**

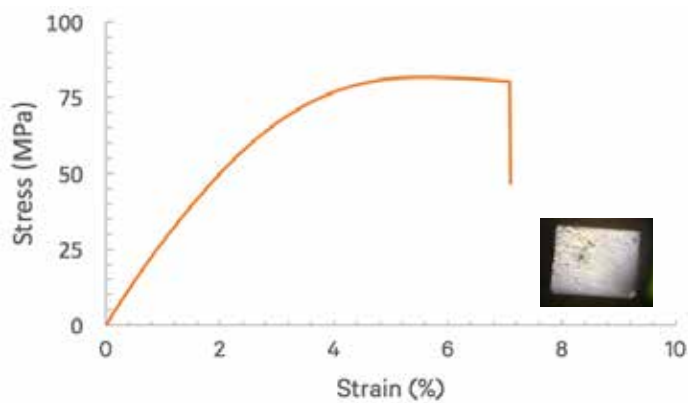
- USCAR2 suite of chemicals

- **Vehicle Interior Air Quality**

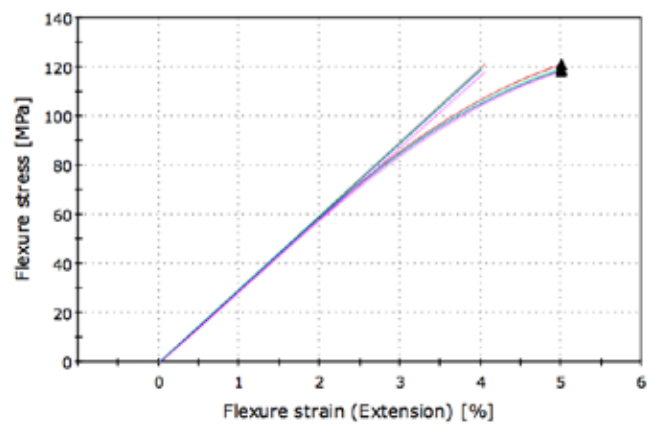
- Odor, VOC/SVOC, Fogging

## Base Mechanical Properties

EPX 82 is a rigid material which shows a defined yield point and high ultimate stress in tension and flexural testing. This toughness is evident in the inset photograph, showing characteristic ductile modes along the fracture plane.



Tensile test method: ASTM D638 Type 1 dogbone, 5 mm/min strain rate, dry

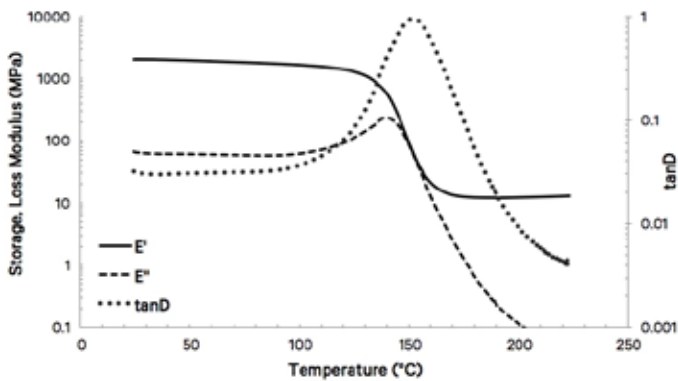


Flexural test method: ASTM D790-B, 40mm span, sample thickness: 3.18mm, dry

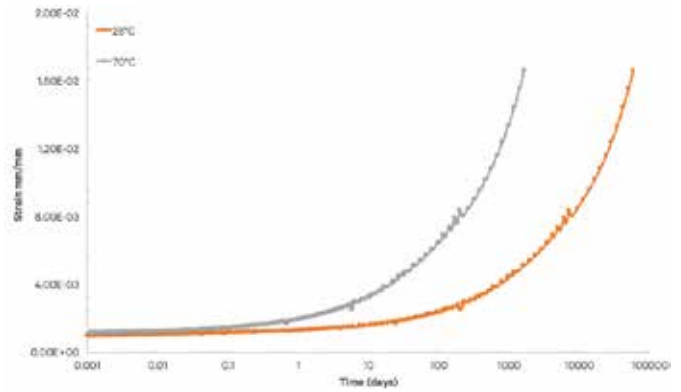
# Base Thermal Properties

EPX 82 has excellent heat resistance, with a heat deflection temperature (0.455 MPa) greater than 100°C (exact value depends on sample conditioning - see Water Uptake section). EPX82 exhibits a sharp transition in dynamic mechanical analysis. The low loss modulus and damping coefficient (tanD) correlate to excellent dimensional stability at elevated temperature.

This is further reflected in tests of EPX 82's creep resistance. Creep time-temperature superposition is used to simulate longterm creep behavior.



Test method: TA Q800 DMA, single cantilever mode, 25-225°C sweep, 1°C/min, 1 Hz, 1mm sample, dry-as-printed



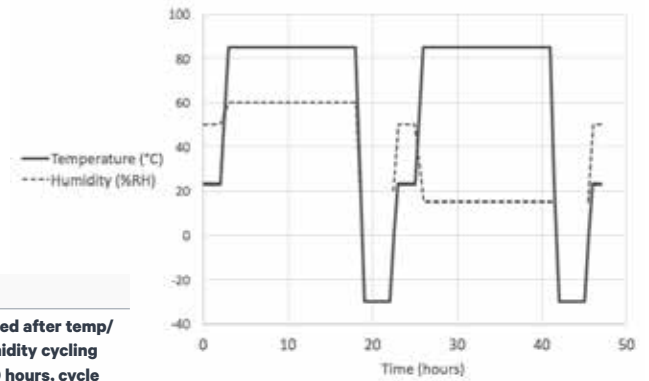
Creep TTS test method: TA Q800 DMA, single cantilever mode, 30x15x3.2 mm sample, 0-125°C sweep at 5°C increments with 5 minute isothermal and 10 minute deformation, 2 MPa applied load, dry

# Material Endurance — Automotive

EPX 82 is a cross-linked aromatic epoxy/amine, which leads to excellent retention of material properties during high temperature aging, temperature/humidity cycling, and thermal shock. EPX 82 is able to retain function with minimal property degradation after aging tests required for automotive and industrial brackets/mounts/housings.

Material Endurance — Automotive			
	Initial*	Retained after heat aging (168 hours at 100°C)	Retained after temp/ humidity cycling (240 hours, cycle shown to right)
<b>Tensile Modulus</b>	3000 MPa	101%	95%
<b>Yield Strength</b>	74 MPa	104%	101%
<b>Elongation at Yield</b>	5.5%	104%	96%
<b>Elongation at Break</b>	11%	100%	92%
<hr/>			
<b>Notched Izod Impact (23°C)</b>	50 J/m	100%	96%

\*Conditioned ASTM D638 Type V dogbones and Izod bars



Temp/humidity cycling schedule: cycle repeated 4x, 240 hours total



DC charger housing shows minimal dimensional change after automotive thermal/humidity cycling, with 95% of points within ±150µm of initial



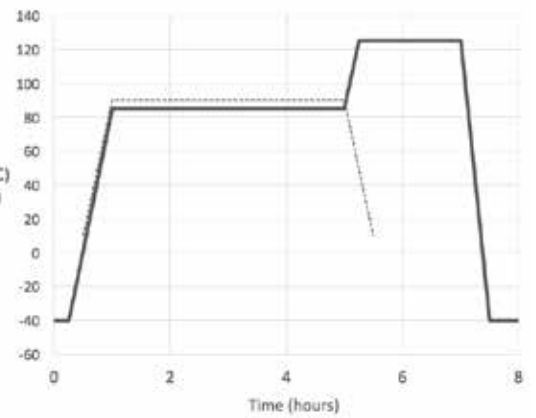
# Material Endurance — Connectors



Material Endurance — Electrical connector testing

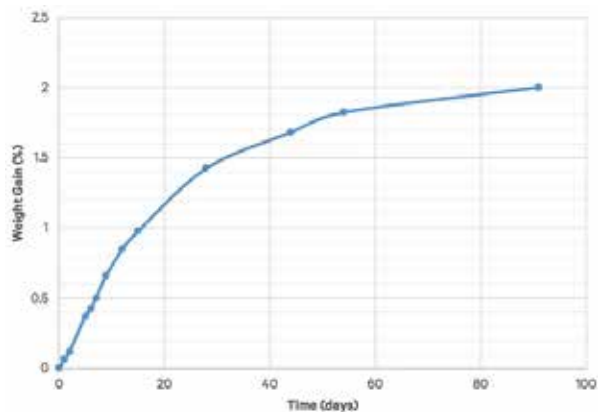
	Initial*	Heat aging:	Temp/humidity cycling:	Thermal shock:
		1008 hours, 125°C	40 cycles, shown to right	100 cycles, -40-125°C
Percent Retained				
<b>Tensile Modulus</b>	3000 MPa	104%	95%	100%
<b>Yield Strength</b>	74 MPa	111%	101%	104%
<b>Elongation at Yield</b>	5.5%	105%	96%	96%
<b>Elongation at Break</b>	11%	75%	92%	80%
<b>Notched Izod Impact (23°C)</b>	50 J/m	102%	96%	96%

\*Conditioned ASTM D638 Type V dogbones and Izod bars

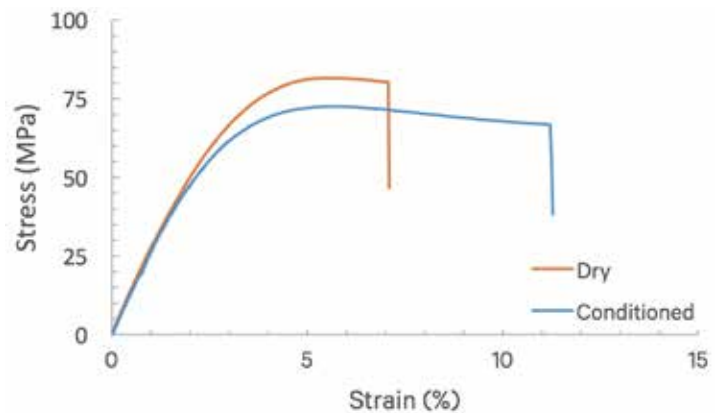


# Water Uptake

Like the polyamide family of polymers (Nylons), EPX 82 absorbs and releases water from the atmosphere based on ambient humidity. This process is reversible and the impact of this moisture uptake on mechanical properties is relatively low due to the highly crosslinked nature of EPX 82. EPX 82 takes up approximately 2% by weight of water at 23°C/50%RH in equilibrium conditions. This water leads to small decreases in modulus and yield strength, with accompanying increases in elongation and a decrease in heat deflection temperature (0.455 MPa) to approximately 105°C at equilibrium conditions.



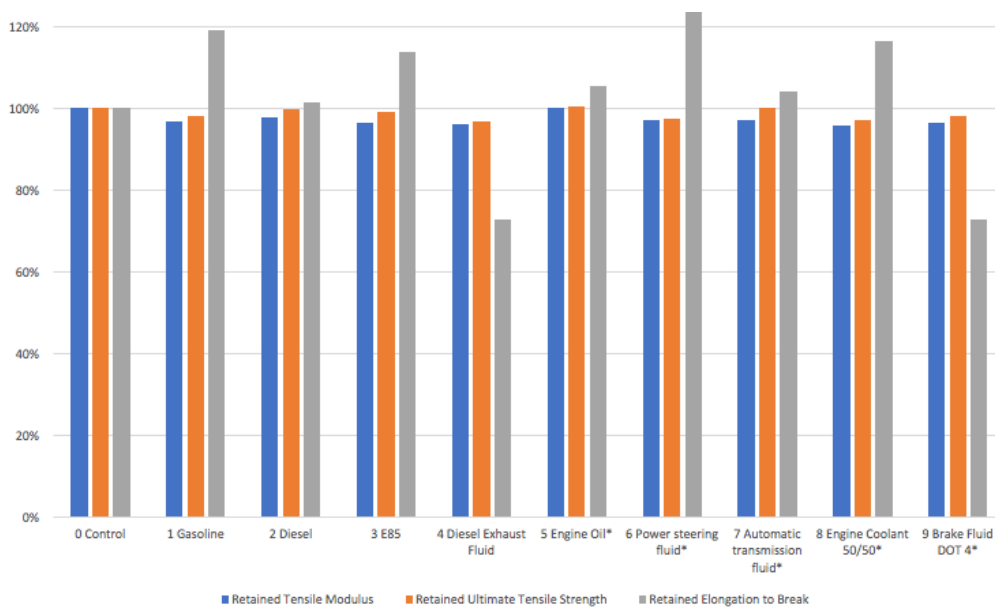
Test method: ASTM D570 coupons (3" x 1" x 1/8"), conditioned at 23°C/50%RH



Conditioning method: Conditioned 2 weeks, 23°C/50%RH. ASTM D638 Type V dogbones

# Chemical Resistance — USCAR2

Epoxies as a chemical family exhibit excellent chemical resistance. EPX 82 shows similar performance, showing no surface blemishes and minimal change in tensile properties after chemical exposure simulating splash contact per USCAR2 conditions.



**Test method:** samples submerged in test liquid for 30 minutes at 23°C or 50°C (starred) and left 1 week with liquid on surface

# Vehicle Interior Air Quality (VIAQ)

EPX82 passes stringent odor, fogging, and emissions standards required for interior automotive applications.

Material Emissions — Automotive			
	Test Method	Results	General Target
<b>Odor</b>	VDA 270	Grade: 3.5	< 4
<b>Volatile Organics (VOC)</b>	VDA 278	3 ppm	< 100 ppm
<b>Fogging</b>	DIN 75201, Method B, gravimetric	0.04 mg	< 2 mg
<b>Semi-Volatile Organics (FOG)</b>	VDA 278	0 ppm	< 250 ppm

## Test Report No. 4548732/A-01

### DIN 75201 B

Client : Carbon, Inc.  
 Order : Test according to DIN 75201 B  
 Sample received : 04052018 (sent)  
 Carried out by : SGS INSTITUT FRESENIUS GmbH,  
 Am Technologiepark 10, 45699 Herlen,  
 TRP Automotive Testhouse  
 Test period : May 2018  
 Conditioning : 7 days at 23°C  
 Test method : Test method DIN 75201B describes the gravimetric fogging test. The test specimen is placed on the bottom of a glass beaker. The beaker is covered with an aluminium foil, where volatile components from the test specimen are able to condense. The foil is cooled to  $21 \pm 1^\circ\text{C}$  by a cooling-plate. The prepared beaker is held at a temperature of  $100 \pm 0,3^\circ\text{C}$  for 16 h inside a controlled thermostatic bath. The condensable constituents G condensed on the aluminium foil are determined by weighing the foil before and after the test.  
 Test equipment : Lauda master / HAAKE CPA 22SD

No.	SGS IF Sample number	G <sub>1</sub> in mg	G <sub>2</sub> in mg	G in mg
1	180438932	630,45	638,51	0,06
2	180438932	631,17	631,18	0,01

fogging value G  
(mean)

**0,04 mg**

DIP*-standard (= 0,05 mg)	0,07 mg
Blank (< 0,05 mg)	0,05 mg

page 13 of 18

## Test Report No. 4548732/A-01

### VDA 270

Client : Carbon, Inc.  
 Order : Odour test acc. to VDA 270  
 Sample received : 04052018 (sent)  
 Conditioning : 7 days at 23°C  
 Carried out by : SGS INSTITUT FRESENIUS GmbH,  
 Am Technologiepark 10, 45699 Herlen,  
 TRP Automotive Testhouse  
 Test period : May 2018  
 Test method : VDA 270 B5 (November 2016)  
**Determination of the odour characteristics of materials**  
 The sample will be placed on the bottom of three different 1-L-glass beakers with fixed quantities or sizes. All beakers will be closed with a glass plate (or light). The beaker thus prepared will be positioned in a warming chamber under given environmental parameters: 80 °C / 2 h.  
 After each period the odour characteristics of each sample will be tested by three Testers.  
 Devices : Warming chamber for conditioning with unity to control the temperature

Date of measurement : 25/05/2018

80°C / 2 h	VDA 270	Final Score
		<b>3,5</b>

Tester 1	Tester 2	Tester 3	Spec.	Score
3,5	3,5	3,0	B3	3,3

Specification:  
 A – ( $10 \pm 1$ ) g  
 B – ( $20 \pm 2$ ) cm<sup>3</sup>  
 C – ( $50 \pm 5$ ) cm<sup>3</sup>  
 \*200 cm<sup>2</sup>

Benchmark:  
 1 – imperceptible  
 2 – perceptible, undisturbing  
 3 – clear perceptible, undisturbing  
 4 – disturbing  
 5 – strong disturbing  
 6 – intolerable

page 10 of 18

## Test Report No. 4548732/A-01

### VDA 278

Client : Carbon, Inc.  
Sample received : 04/05/2018 (sent)  
Conditioning : 7 days at 23°C  
Carried out by : SGS INSTITUT FRESENIUS GmbH,  
Am Technologiepark 10, 45699 Herfen,  
TRP Automotive Testhouse  
Test period : May/June 2018  
Test method : VDA 278 (October 2011)

In the test method VDA 278 -Thermodesorption analysis of organic emission for the characterization of non-metallic car materials - of the association of the german automotive industry (VDA) the substances are measured which are emitted at 90°C (VOC) and 120°C (FOG). For this purpose a sample of the test material is heated in a current of inert gas, and the substances released are frozen out in the refrigerated injector of the gas chromatograph. After separation of the mixture of substances, the individual substances are, as far as possible, identified by means of a mass-sensitive detector. The VOC and FOG measurements are carried out with the **same test** samples. Quantification of the gaseous emissions (VOC) is made against an external toluene standard, while the condensable emissions (FOG) are quantified against hexadecane (C16-n-alkane). The individual concentrations are given in ppm (mg/kg) as total emissions in toluene or hexadecane equivalents. The substances which could be identified within the total emission are individually listed in the raw data.

The identified substances have also been examined for the extent to which they are classified in the applicable edition of Regulation (EG) No. 1272/2008 (CLP Regulation) including ATP and Annexe in the Carc., Muia. and Repr. 1A, 1B, 2.

#### Devices:

- Gerstel TDS incl. Autosampler
- Gerstel Kaltaufgabesystem KAS 4
- GC Hewlett-Packard 6890
- Mass Selective Detector „MS“ Hewlett-Packard 5973

SGS IF sample number : 180438932  
Sample identification : #4  
Date of measurement : 05/06/2018  
Documentation :



Test parameter		Measured value in ppm (µg/g)
VOC	total emission	3
	second value	1
FOG	total emission	0



**We create.  
We produce.**

**QDP**

Geograaf 22  
6921 EW Duiven  
The Netherlands

+31 (0) 85 047 6600  
info@qd-p.com  
www.qd-p.com