

EPU 41

EPU 41 is a production-grade elastomeric material that is especially well-suited for elastomeric lattices where high resiliency is needed.

qdp

www.qd-p.com

Carbon[®]

QDP

Geograaf 22
6921 EW Duiven
The Netherlands

+31 (0) 85 047 6600
info@qd-p.com
www.qd-p.com

EPU 41 Green

Tensile Properties ASTM D412, Die C, 500 mm/min	Metric	US
Tensile Modulus	6 MPa	870 psi
Elongation at Break	250%	250%
Stress at 50% Elongation	3 MPa	440 psi
Stress at 100% Elongation	5 MPa	730 psi
Stress at 200% Elongation	9 MPa	1300 psi
Ultimate Tensile Strength	15 MPa	2200 psi

Other Mechanical Properties	Metric	US
Tear Strength, Die C (die cut), ASTM D624	20 kN/m	110 lbf/in
Compression Set, 23 °C, 72 h, ASTM D395-B	30%	
Bayshore Rebound Resilience, ASTM D2632	30%	
Ross Flexing Fatigue (Notched), ASTM D1052 23 °C, 60° bending, 100 cycles/minute	> 50,000 cycles (no crack propagation)	
Ross Flexing Fatigue (Notched), ASTM D1052 -10 °C, 60° bending, 100 cycles/minute	> 40,000 cycles (no crack propagation)	

Thermal Properties	Metric	US
T _g (DMA, tan(d)), ASTM D4065	-10 °C	14 °F

Dielectric/Electric Properties		
Dielectric Constant, ASTM D150	5	
Dissipation Factor, ASTM D150	0.03	

General Properties		
Hardness, ASTM D2240	72 (Instant), 71 (5 sec), Shore A	
Density, ASTM D792	1.03 g/cm ³	
Density (liquid resin)	1.01 g/cm ³	
Relative Abrasion Volume Loss, ISO-4649 A	70 mm ³	

The information in this document includes values derived from printing various parts, reflects an approximation of the mean value of a range of values, and is intended for reference and comparison purposes only. This information should not be used for testing, design specification or quality control purposes. End-use material performance can be impacted by, but not limited to, design, processing, color treatment, operating and end-use conditions, test conditions, etc. Actual values will vary with build conditions. In addition, product specifications are subject to change without notice.

This information and Carbon's technical advice are given to you in good faith but without warranty. The application, use and processing of these and other Carbon products by you are beyond Carbon's control and, therefore, entirely your own responsibility. Carbon products are only to be used by you, subject to the terms of the written agreement by and between you and Carbon.

You are responsible for determining that the Carbon material is safe, lawful, and technically suitable for the intended application, as well as for identifying the proper disposal (or recycling) method consistent with applicable environmental laws and regulations. CARBON MAKES NO WARRANTIES OF ANY KIND, EXPRESSED OR IMPLIED, INCLUDING, BUT NOT LIMITED TO, THE WARRANTIES OF MERCHANTABILITY, FITNESS FOR A PARTICULAR USE, OR NON-INFRINGEMENT. Further, it is expressly understood and agreed that you assume and hereby expressly release Carbon from all liability, in tort, contract or otherwise, incurred in connection with the use of Carbon products, technical assistance and information. No license with respect to any intellectual property is implied.

Parts were processed using an M series printer and a Smart Part Washer with VF 1 as the solvent.

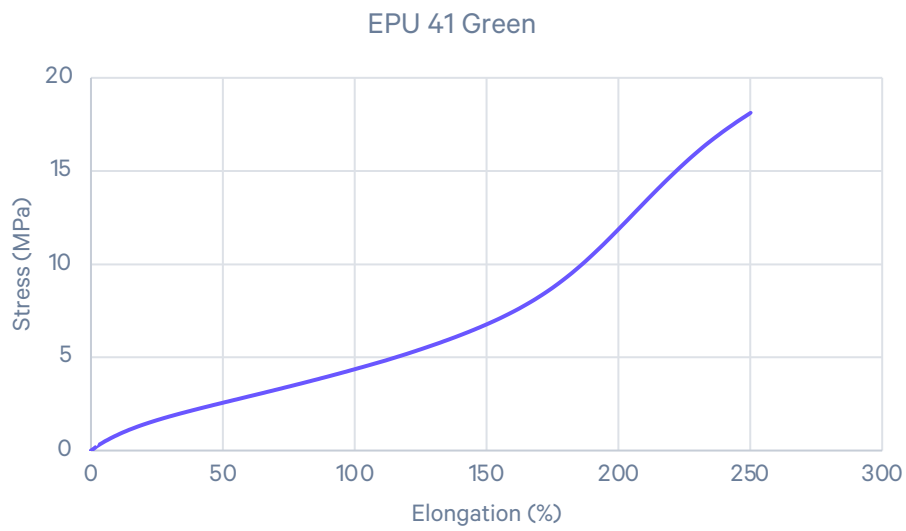
EPU 41

Extended TDS

EPU 41 Green Mechanical Properties

Representative Tensile Curve

ASTM D412, Die C, 500 mm/min



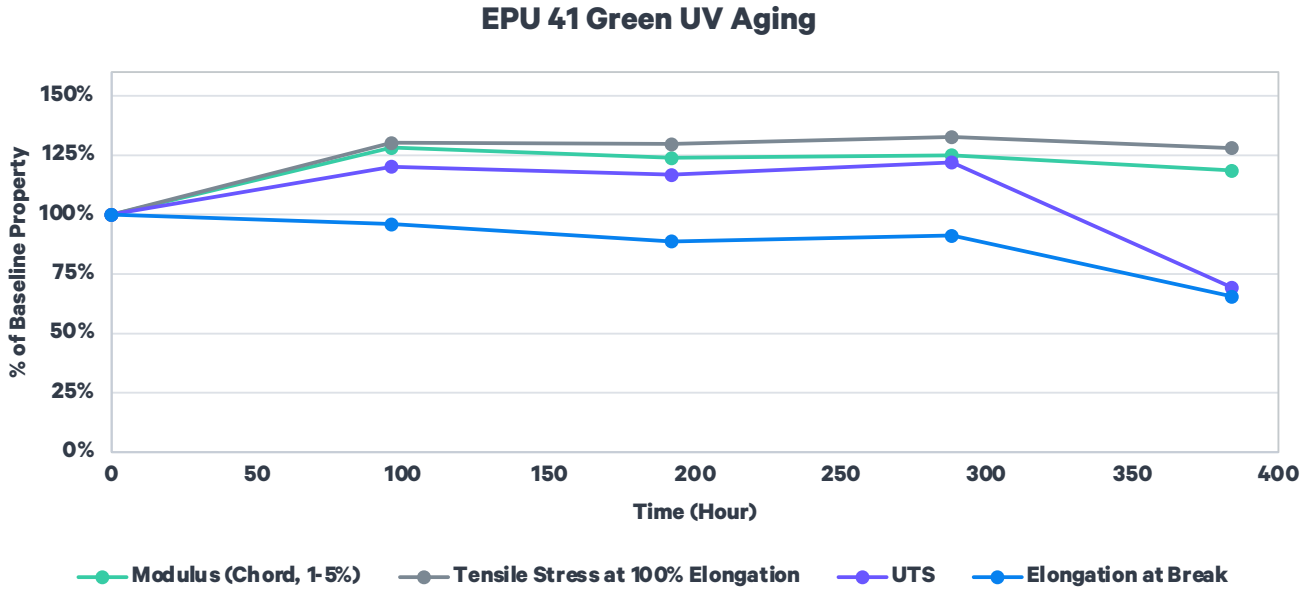
EPU 41 Green Chemical Compatibility

	Mass Gain* (%)
Household Chemicals	
Bleach (NaClO, 5%)	< 5%
Sanitizer (NH ₂ Cl, 10%)	< 5%
Distilled Water	< 5%
Sunscreen (Banana Boat, SPF 50)	> 30%
Detergent (Tide, Original)	5 - 15%
Windex Powerized Formula	5 - 15%
Hydrogen Peroxide (30%)	15 - 30%
Ethanol (95%)	> 30%
Industrial Fluids	
Engine Oil (Havoline SAE 5W-30)	< 5%
Brake Fluid (Castrol DOT-4)	15 - 30%
Airplane Deicing Fluid (Type I Ethylene Glycol)	-
Airplane Deicing Fluid (Type I Propylene Glycol)	-
Airplane Deicing Fluid (Type IV Ethylene Glycol)	-
Airplane Deicing Fluid (Type IV Propylene Glycol)	-
Transmission Fluid (Havoline Synthetic ATF)	5 - 15%
Engine Coolant (Havoline XLC, 50%/50% premixed)	< 5%
Diesel (Chevron #2)	> 30%
Gasoline (Chevron #91)	-
Skydrol 500B-4	> 30%
Strong Acid/Base	
Sulfuric Acid (30%)	15 - 30%
Sodium Hydroxide (10%)	< 5%

**Percent weight gained after one week submersion following ASTM D543. Values do not represent changes in dimension or mechanical properties.*

EPU 41 Green UV Aging

Natural polymer aging can occur in the presence of light, sun, and heat. Carbon evaluated the UV aging performance of EPU 41 using ASTM D4459, which is intended to simulate indoor exposure of solar radiation through glass.



ASTM D4459: Q-Sun XE-1, 0.8 W/m²/nm at 420 nm, 55 °C
ASTM D412: Die C, 500 mm/min, average values represented

Color Fastness After UV Aging

EPU 41 Green has excellent color fastness after UV aging. Color change is calculated from L*a*b* values measured by colorimeter.

Color change after UV aging, dE = 0.7



ISO 4892-1/4892-2: Xenon-arc lamp, UV-Quartz filter, 1.2 W/m²/nm, at 420 nm, 70 °C, 6 hours

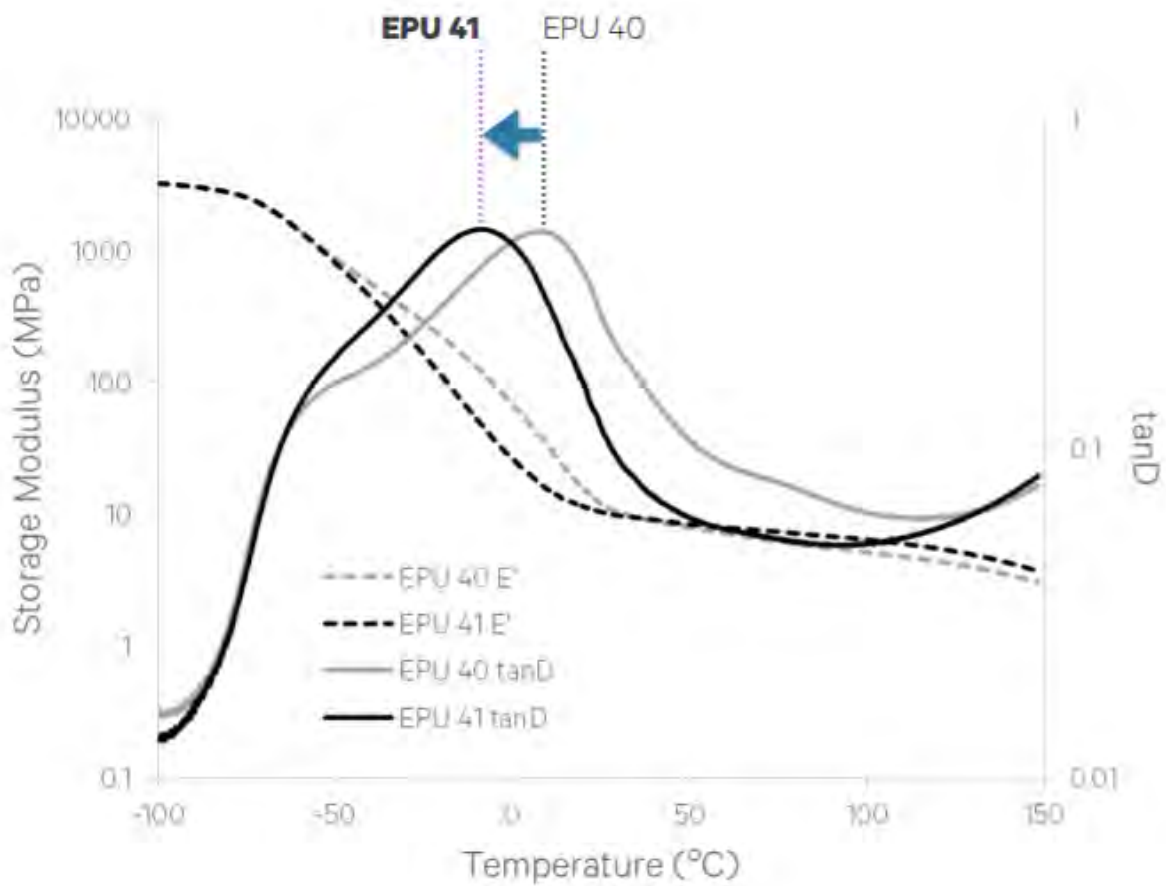
Dynamic Mechanical Analysis (DMA)

EPU 41 Green versus EPU 40

EPU 41 Green has improved cold temperature performance compared to EPU 40. EPU 41 Green has lower T_g (tanD peak), indicating retention of elastomeric properties down to colder temperatures.

EPU 41 Green T_g (tanD) = -10 °C

EPU 40 T_g (tanD) = 10 °C



EPU 41 Black

Tensile Properties ASTM D412, Die C, 500 mm/min	Metric	US
Tensile Modulus	8 MPa	1160 psi
Elongation at Break	250%	250%
Stress at 50% Elongation	2 MPa	290 psi
Stress at 100% Elongation	4 MPa	580 psi
Stress at 200% Elongation	9 MPa	1300 psi
Ultimate Tensile Strength	15 MPa	2200 psi

Other Mechanical Properties	Metric	US
Tear Strength, Die C (die cut), ASTM D624	20 kN/m	110 lbf/in
Compression Set, 23 °C, 72 h, ASTM D395-B	30%	

Thermal Properties	Metric	US
T _g (DMA, tan(d)), ASTM D4065	-10 °C	14 °F

General Properties	
Hardness, ASTM D2240	71 (Instant), 70 (5 sec) Shore A
Density, ASTM D792	1.03 g/cm ³
Density (liquid resin)	1.01 g/cm ³

The information in this document includes values derived from printing various parts, reflects an approximation of the mean value of a range of values, and is intended for reference and comparison purposes only. This information should not be used for testing, design specification or quality control purposes. End-use material performance can be impacted by, but not limited to, design, processing, color treatment, operating and end-use conditions, test conditions, etc. Actual values will vary with build conditions. In addition, product specifications are subject to change without notice.

This information and Carbon's technical advice are given to you in good faith but without warranty. The application, use and processing of these and other Carbon products by you are beyond Carbon's control and, therefore, entirely your own responsibility. Carbon products are only to be used by you, subject to the terms of the written agreement by and between you and Carbon.

You are responsible for determining that the Carbon material is safe, lawful, and technically suitable for the intended application, as well as for identifying the proper disposal (or recycling) method consistent with applicable environmental laws and regulations. CARBON MAKES NO WARRANTIES OF ANY KIND, EXPRESSED OR IMPLIED, INCLUDING, BUT NOT LIMITED TO, THE WARRANTIES OF MERCHANTABILITY, FITNESS FOR A PARTICULAR USE, OR NON-INFRINGEMENT. Further, it is expressly understood and agreed that you assume and hereby expressly release Carbon from all liability, in tort, contract or otherwise, incurred in connection with the use of Carbon products, technical assistance and information. No license with respect to any intellectual property is implied.

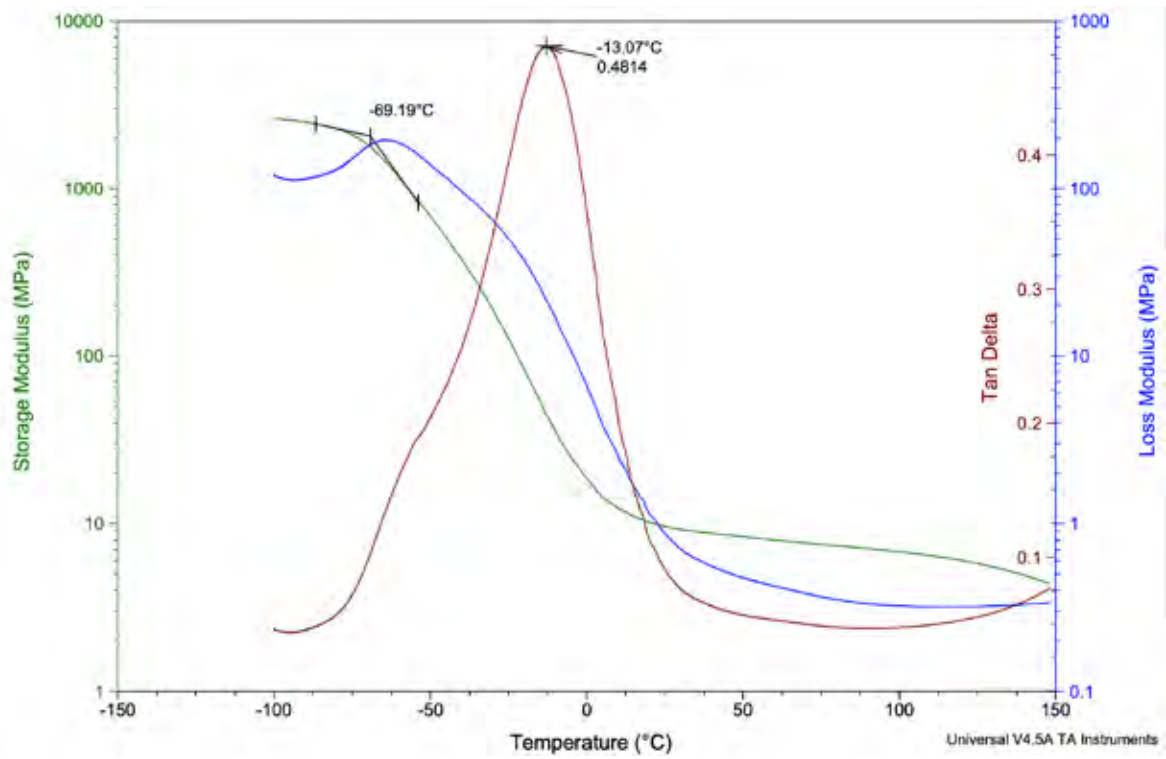
Parts were processed using an M series printer and a Smart Part Washer with VF 1 as the solvent.

Dynamic Mechanical Analysis (DMA)

EPU 41 Black

EPU 41 Black has a similar dynamic mechanical response as EPU 41 Green.

EPU 41 Black $T_g(\tan D) = -13\text{ }^\circ\text{C}$



EPU 41 Green Biocompatibility

Biocompatibility Testing

Printed parts were provided to NAMSA for evaluation in accordance with ISO 10993-5, *Biological evaluation of medical devices - Part 5: Tests for in vitro cytotoxicity*, and ISO 10993-10, *Biological evaluation of medical devices - Part 10: Tests for irritation and skin sensitization* (specifically the Closed Patch Sensitization Study). Parts were processed using an M series printer and a Smart Part Washer with VF 1 as the solvent. The results for all tests indicated that EPU 41 passed the requirements for biocompatibility according to the above tests. **Carbon makes no representation and is not responsible for the results of any biocompatibility tests other than those specified above.**

Disclaimer

Biocompatibility results may vary based on printing and/or post-processing procedures.

Subscriber acknowledges the contents of this document are subject to the Terms and Conditions outlined in the Subscription Agreement, including the Restrictions on Use section.

DO NOT USE CARBON MATERIALS IN MEDICAL APPLICATIONS INVOLVING IMPLANTATION IN THE HUMAN BODY OR CONTACT WITH BODY FLUIDS OR TISSUES UNLESS THE MATERIAL HAS BEEN PROVIDED FROM CARBON UNDER A WRITTEN CONTRACT THAT IS CONSISTENT WITH THE CARBON POLICY REGARDING MEDICAL APPLICATIONS AND EXPRESSLY ACKNOWLEDGES THE CONTEMPLATED USE. CARBON MAKES NO REPRESENTATION, PROMISE, EXPRESS WARRANTY OR IMPLIED WARRANTY CONCERNING THE SUITABILITY OF THESE MATERIALS FOR USE IN IMPLANTATION IN THE HUMAN BODY OR IN CONTACT WITH BODY FLUIDS OR TISSUES. If Carbon has permitted in the Subscription Agreement use of the Carbon printer for applications that require biocompatibility, Subscriber acknowledges that it is the responsibility of Subscriber, its respective customers and end-users to determine the biocompatibility of all printed parts for their respective uses.

Carbon, Inc. | www.carbon3d.com
1089 Mills Way Redwood City, CA 94063
1 (650) 285-6307



**We create.
We produce.**

QDP

Geograaf 22
6921 EW Duiven
The Netherlands

+31 (0) 85 047 6600
info@qd-p.com
www.qd-p.com